




The Exposure Triangle









Composition








Shoot Both Landscape and Portrait






It's all about the light!






Rule of Thirds










Centred Composition and Symmetry



Frame Within the Frame




Leading Lines



Don't Get Stuck Using Vertical and Horizontal Lines





Diagonals and Triangles

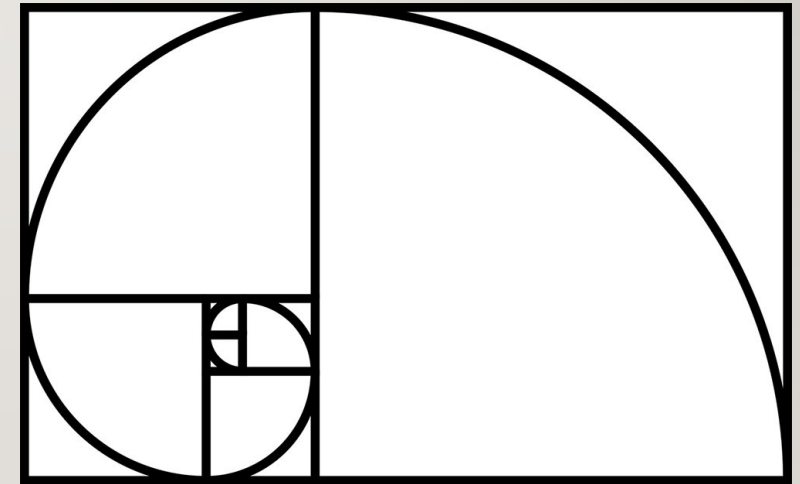



Golden Triangles




Golden Ratio

In photography, the **golden ratio** can be used to create balanced and aesthetically pleasing compositions. This is achieved by dividing the frame into thirds, both horizontally and vertically, and placing the subject or key elements of the image at the intersection points of the lines




The **Golden Triangle** concept is a guideline for composing with scenes and subjects that have more of a diagonal shape. Placing the objects in the photographs along one of those lines or within one of the resulting triangles helps create a strong composition, even using objects that have a more diagonal shape to them.





Patterns and Textures



Watch Your Colours



Fill the Frame





Simplicity and Minimalism



Change your Point of View





Check the background (and edges)

..... there's more





Leave Negative Space



Offset the Subject



Give the Subject Space to Move



Left to Right?



Juxtaposition




Balance Elements



Rule of Odds



Foreground Interest and Depth







Franco Fontana









